
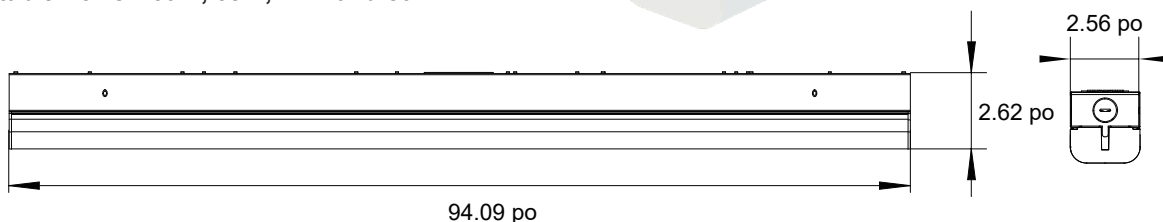
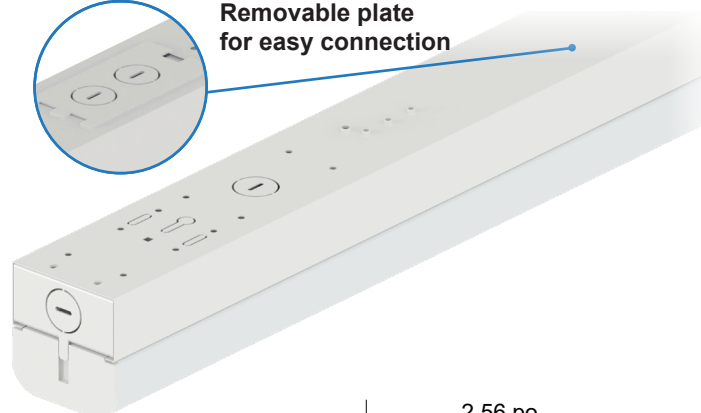




**Selectable CCT: 3500K, 4000K and 5000K**  
**Selectable Power: 60W, 68W, 72W and 80W**



Removable plate  
for easy connection



## Specifications TLSUS8F80AD

### Electrical Specifications

Model No.	TLSUS8F80AD
DLC ID	P6LTE3QB
Power (W) selectable $\pm 10\%$	60W - 68W - 72W - 80W
Input Voltage (V)	AC 120/347V, 50/60Hz
Efficacy $\pm 3\%$	127 lm/W
Power Factor (PF)	0.9
Surge protection	1 Kv
Total harmonic distortion	15 %

### Photometric Specifications

CRI	80
CCT selectable	3500K / 4000K / 5000K
Beam angle	120°
Light Output $\pm 3\%$	60W: 7620 lm    68W: 8636 lm 72W: 9144 lm    80W: 10160 lm
Dimmable	0-10V

### Mechanical Specifications

IP Rating	IP20
Material	Steel + PC
Lens	Frosted
Net Weight	12.7 kg
Product size (mm)	$\pm 2390 \times 49.6 \times 50.8$ mm
Product size (inch)	$\pm 94.09 \times 2.56 \times 2.62$ in
Operating Humidity	10% - 90%
Operating Temperature	-20°C ~ 45°C
Lifespan (L70)	54 000 hours

## Product Description:

- Large supply voltage range 120-347V.
- Selectable CCT 3500K / 4000K / 5000K.
- Selectable power 60W / 68W / 72W / 80W.
- Easy Installation with fast connection design, shorten the installation process and save labor cost.
- Save up in electricity consumption compared to fluorescent lighting fixture.
- Warranty: 5 years.
- It could be fitted with sensor.
- Ceiling installation or optional suspension kit, not included.
- Optional protective grid, not included.

## Applications:

Suitable for houses, basements, warehouses, garages, shops, etc.

